


Mono Crystalline PERC PV Modules



PIX MP3 72
370-400 Wp



Power Tolerance
+4.99Wp



Efficiency upto
20.16 %



Module Warranty
10 Years



Output Warranty
25 Years

KEY FEATURES



Better performance even at low irradiation.



Maximum System Voltage:
1500 V DC.



Increased string length & low
BOS cost.



Withstand upto **5400 Pa** of
snow load.



Withstand upto **2400 Pa** of
wind load.

IDEAL FOR: Utility Projects, Commercial & Industrial Projects, Residential Projects, Institutional Projects, Off-grid Projects

PIXON GREEN ENERGY PRIVATE LIMITED

Corporate Office: 2nd Floor, Star Avenue, Nr. Moti Tanki Chowk, Gymkhana Road, Rajkot - 360001. Gujarat, India.

Manufacturing Unit: Rajkot - Jamnagar Highway, PO: Depaliya, TA: Padadhari, Rajkot - 360110. Gujarat, India.

ABOUT PIXON

PIXON is a venture of the Marwadi Group. It is equipped with the state-of-the-art technology and turnkey machinery of 400 MW line capacity. As the world adheres to the solar energy revolution, PIXON envisions to globally provide efficient solar energy products & solutions. Thus, enhance and contribute to the Global Climate Sustainability.

CERTIFICATIONS



IEC (International Electrotechnical Commission)

- IEC 61215-1:2016
- IEC 61215-2:2016
- IEC 61730-1:2016
- IEC 61730-2:2016
- IEC TS 62804-1
- IEC 61701 End.2:2011 Severity-6
- IEC 61853-1
- IEC 60904-1

BIS: Bureau of Indian Standards

- IS 14286:2010
- IS 61730-1:2004
- IS 61730-2:2004

US Certification

- UL 61215-1:2017
- UL 61215-2:2017
- UL 61730-1:2017
- UL 61730-2:2017

ISO Certification

- ISO 9001:2015
- ISO 14001:2015
- ISO 45001:2018 (OHSAS)

CE Mark Testing & Certification

CLASS II



**Solar is
the new Green!**

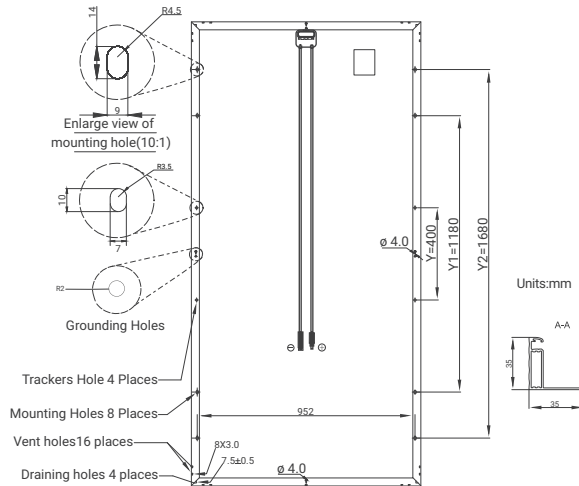

TECHNICAL DATASHEET

PIX MP3 72 370-400

MONO CRYSTALLINE PERC PV MODULES



MECHANICAL DIAGRAMS



MECHANICAL DATA

Cells specifications	72 , (6x12)5BB Mono Crystalline PERC full cells
Module Dimensions	1985 mm x 1000 mm x 35 mm
Weight	23 kg
Front glass	High transmission Low iron tempered glass, AR coated, 3.2 mm (T)
Embedding	Low shrinkage PID resistance EVA
Back sheet	PVDF
Junction box	IP67/IP68, 4-Rail
Number of diodes	3 Bypass diodes of 15A
Cables & Connectors	Cable length 1200mm, Ø 4mm ² & MC-4 Connectors
Frame	Anodized Aluminum Silver Profile (Black available on request)

ELECTRICAL DATA (ALL DATA REFERS TO STC (TESTED DATA BASE ON STC : 25°C, 1.5AM, 1000 W/m²))

Model Name		PIX MP3 72 370	PIX MP3 72 375	PIX MP3 72 380	PIX MP3 72 385	PIX MP3 72 390	PIX MP3 72 395	PIX MP3 72 400
Peak Power	Pmax [Wp]	370	375	380	385	390	395	400
Module efficiency	η [%]	18.66	18.89	19.15	19.40	19.65	19.90	20.16
Open-circuit voltage	Voc [V]	47.16	47.38	47.52	47.74	47.95	48.17	48.53
Short-circuit current	Isc [A]	10.15	10.18	10.25	10.27	10.32	10.36	10.40
Max Rated voltage	Vmp [V]	40.25	40.46	40.61	40.82	41.04	41.33	41.69
Max Rated current	Imp [A]	9.20	9.27	9.36	9.44	9.51	9.56	9.60

1) STC: 1000 W/m² irradiance, 25°C cell temperature, AM 1.5g spectrum according to EN 60904-3.
 2) NOCT: 800 W/m² irradiance, 20°C cell temperature, AM 1.5g spectrum according to EN 60904-3.

3) Average relative efficiency reduction of 5% at 200 W/m² according to EN 60904-1.

ELECTRICAL PARAMETERS AT NOCT

Peak Power	Pmax [Wp]	271.99	275.44	279.11	282.87	286.48	290.13	293.82
Open-circuit voltage	Voc [V]	44.15	44.36	44.49	44.69	44.89	45.10	45.43
Short-circuit current	Isc [A]	8.12	8.15	8.20	8.22	8.26	8.29	8.32
Rated voltage	Vmp [V]	37.68	37.88	38.02	38.22	38.42	38.69	39.03
Rated current	Imp [A]	7.36	7.42	7.49	7.55	7.60	7.65	7.68

THERMAL DATA

Tc of open circuit voltage (β)	-0.2885% / °C
Tc short-circuit current (α)	0.0576% / °C
Tc rated power (δ)	-0.3797% / °C
NOCT (Normal Operating Cell Temperature)	45°C ± 2°C
Temperature range	-40° to 85°C

PERMISSIBLE OPERATING CONDITIONS

Max. system voltage	1500 V DC
Max. reverse current / fuse rating	15 A (IEC) / 20 A (UL)
Protection class	Class A (Safety Class II)
Mechanical load capacity	5400 Pa (Snow Load), 2400 Pa (Wind Load)

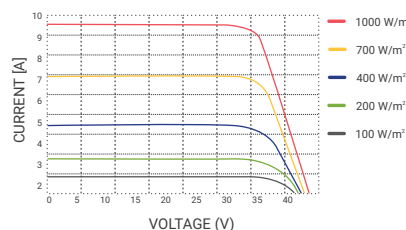
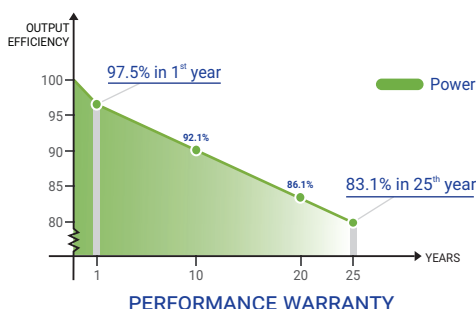
PACKAGING INFORMATION

No. of modules per pallet	31
No. of pallets per container (40 HC)	22
Pallet dimensions (in mm)	2015 X 1151 X 1170 (L X W X H)
Pallet weight	773 kg

WARRANTY

Product warranty	10 years
Performance warranty	Linear power warranty for 25 years with 2.5% for 1st year degradation and 0.60% from year 2 to year 25

CHARACTERISTIC GRAPH



TYPICAL I-V CURVES

Note:

- Due to continuous updates, the specifications included in this datasheet are subject to change without notice.
- The electrical data given here is for reference purpose only.
- Please confirm your exact requirements with the sales representative while placing your order.
- Read safety and installation manual before using the product.
- Tc=Temperature Co-efficient